

32 Kanazawa Workers Plaza

3-2-20 Kitayasue, Kanazawa 920-0022
 Tel: 076-221-7771 Fax: 076-221-7991
 URL <http://www.kinpura.com>



Workshop room 101



Workshop room 304 / Workshop room 305



■ Number of seats
400 seats (Multipurpose room)



■ Traffic access
 10-min walk from JR Kanazawa Station, Kanazawa Port Exit (West exit)



■ Hours
 9:00am~9:00pm (Sat. and national holiday: 9:00am~5:00pm)
 Closed: 1st Tue., year-end and New Year's holidays (Dec. 29~Jan. 3)

■ Date to start accepting reservation
 Beginning of the month 3 months before the date of use (For some rooms, one year before)



■ Accommodation
 None



■ Restaurants/Cafés
 None



■ Parking
190 vehicles (pay) (Room users are discounted)



■ Remarks
 Cooking class room, music room, Japanese-style room

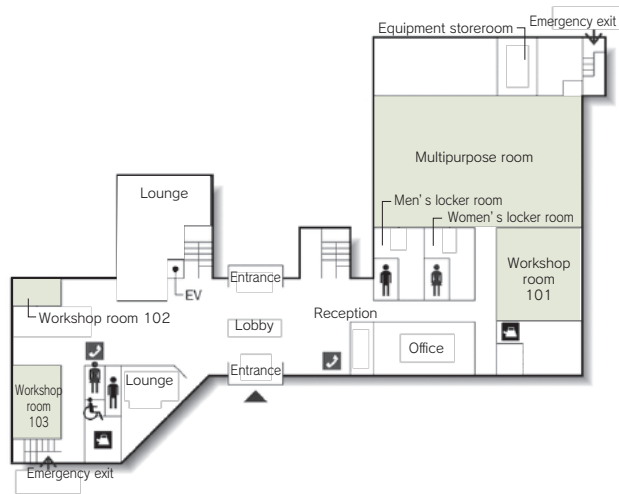
■ Convention site

Site name	Floor	Area (m)	Width × Depth (m)	Ceiling height (m)	Capacity (persons)					Remarks
					Fixed seats	School	Theater	Seated	Buffet	
Workshop room 101	1	127	12.0 × 10.5	2.8	—	84	—	—	—	
Workshop room 102	1	23	6.3 × 3.6	2.6	—	12	—	—	—	Square-shaped layout
Workshop room 103	1	58	9.8 × 5.9	2.6	—	42	—	—	—	
Meeting room 201	2	57	10.0 × 5.7	2.6	20	—	—	—	—	Boat-shaped table
Workshop room 202	2	48	9.5 × 5.0	2.5	—	20	—	—	—	
Workshop room 203	2	48	9.5 × 5.0	2.6	—	24	—	—	—	
Workshop room 204	2	76	9.8 × 7.6	2.6	—	30	—	—	—	
Workshop room 205	2	76	9.8 × 7.6	2.6	—	30	—	—	—	
Meeting room 301	3	57	10.0 × 5.7	2.6	16	—	—	—	—	Boat-shaped table
Workshop room 302	3	48	9.5 × 5.0	2.6	—	20	—	—	—	
Workshop room 303	3	48	9.5 × 5.0	2.6	—	24	—	—	—	
Workshop room 304	3	76	9.8 × 7.6	2.6	—	36	—	—	—	
Workshop room 305	3	76	9.8 × 7.6	2.6	—	36	—	—	—	
Japanese-style room 306	3	48 tatami-mat room	11.9 × 8.1	2.7	—	90	—	—	—	With a stage
Workshop room 401	4	30	6.0 × 5.0	2.6	—	12	—	—	—	Soundproofed
Japanese-style room 402	4	21 tatami-mat room	8.2 × 4.6	2.4	—	18	—	—	—	
Japanese-style room 403	4	12.5 tatami-mat room	4.6 × 4.6	2.4	—	12	—	—	—	
Workshop room 404	4	76	10.0 × 7.6	2.6	—	30	—	—	—	
Workshop room 405	4	74	9.4 × 7.6	2.6	—	54	—	—	—	

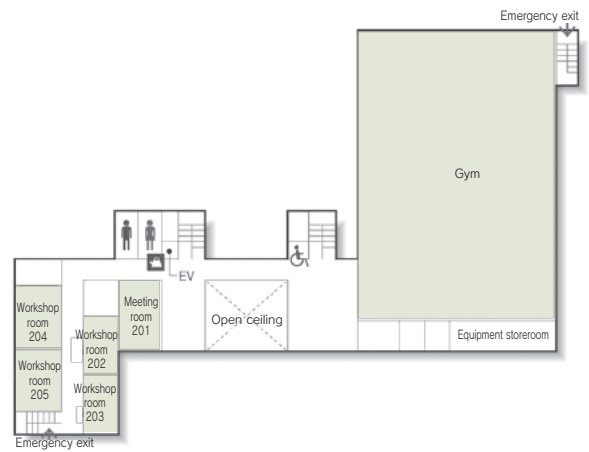
Width × Depth and the floor area may differ depending on the shape of the room.

Floor plan

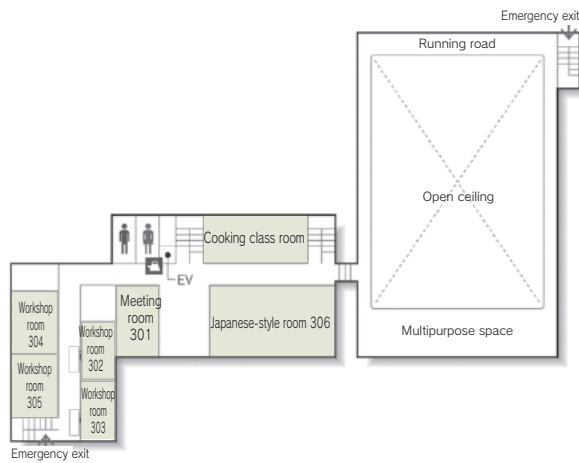
1F



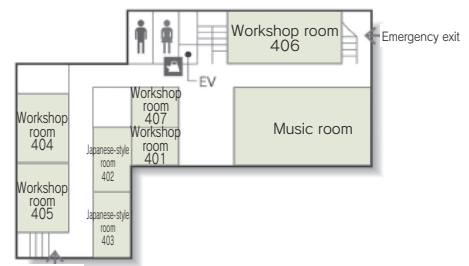
2F



3F



4F



Convention site

Site name	Floor	Area (m ²)	Width × Depth (m)	Ceiling height (m)	Capacity (persons)					Remarks
					Fixed seats	Lecture	Theater	Seated	Buffet	
Workshop room 406	4	92	12.3 × 7.2	2.6	—	42	—	—	—	Square-shaped layout
Workshop room 407	4	25	6.2 × 4.1	2.6	—	12	—	—	—	
Multipurpose room	1	507	27.0 × 18.3	3.2	—	240	400	—	—	
Gym	2	1101	27.0 × 41.0	12.5	—	—	600	—	—	
Cooking class room	3	92	11.9 × 7.1	2.8	36	—	—	—	—	
Music room	4	130	15.1 × 8.0	2.7	—	80	—	—	—	Piano, Soundproofed

Width × Depth and the floor area may differ depending on the shape of the room.